



INTELLIGENT
TORCH SOLUTIONS

ARC T SERIES

REFRIGERADO POR GAS

Arc T Alto rendimiento Tig Series



ESPECIFICACIONES TÉCNICAS

T3/T3FX

| | | |
|------------------------|-----------------------|----------------|
| Modo de refrigeración | Refrigerado por gas | |
| Rango de Trabajo: | DC | 240A 220A (FX) |
| | AC | 170A 155A (FX) |
| Ciclo de trabajo | 35% | |
| Medida del electrodo | 1.0-4.8mm/0.04"-3/16" | |
| Temperatura de trabajo | -20°C ..+40°C | |



T3 / T3FX Antorcha de soldadura Tig refrigerada por gas

T3: 240A DC, 170A AC @35% ciclo de trabajo. 1.0 to 4.8mm Electrodo

T3FX: 220A DC, 155A AC @35% ciclo de trabajo. 1.0 to 4.8mm Electrodo

La antorcha Tig refrigerada por gas más potente del mundo. La T3 tiene un 35% más de potencia que una WP26 con el mismo medida y es adecuada para procesos de CA que normalmente requieren antorchas refrigeradas por agua



PAQUETES DE ANTORCHAS TIG DE ALTO RENDIMIENTO ARC T

Las antorchas Arc Tig se suministran con un interruptor momentáneo y una terminación Surelok™ 35-50mm estilo **Dinse** como estándar.

Para conocer otras terminaciones, accesorios de gas y opciones de interruptor, consulte los configuraciones de antorchas



4m - 12.5ft

**T3-S1-4M-SL-QGS1
T3FX-S1-4M-SL-QGS1**

8m - 25ft

**T3-S1-8M-SL-QGS1
T3FX-S1-8M-SL-QGS1**



Piezas de recambio

Toberas cerámicas

| Código | Descripción | GR | Diámetro |
|----------|-----------------|-----|---------------|
| 6UT3CC04 | Tobera cerámica | #4 | 6mm - 1/4" |
| 6UT3CC05 | Tobera cerámica | #5 | 8mm - 5/16" |
| 6UT3CC06 | Tobera cerámica | #6 | 10mm - 3/8" |
| 6UT3CC07 | Tobera cerámica | #7 | 11mm - 7/16" |
| 6UT3CC08 | Tobera cerámica | #8 | 12.5mm - 1/2" |
| 6UT3CC10 | Tobera cerámica | #10 | 16mm - 5/8" |

D Gas Lens

| Código | Descripción | Diámetro |
|----------|-------------|---------------|
| 6UT3GL10 | Gas Lens | 1.0mm - 0.04" |
| 6UT3GL16 | Gas Lens | 1.6mm - 1/16" |
| 6UT3GL20 | Gas Len | 2.0mm - 5/64" |
| 6UT3GL24 | Gas Lens | 2.4mm - 3/32" |
| 6UT3GL32 | Gas Lens | 3.2mm - 1/8" |
| 6UT3GL40 | Gas Lens | 4.0mm - 5/32" |
| 6UT3GL48 | Gas Lens | 4.8mm - 3/16" |

B Tobera ceramica Large Gas Lens

| Código | Descripción | GR | Diámetro |
|-------------|--------------------------------|-----|---------------|
| 6UT5LGLCC08 | Tobera ceramica Large Gas Lens | #8 | 12.5mm - 1/2" |
| 6UT5LGLCC10 | Tobera ceramica Large Gas Lens | #10 | 16mm - 5/8" |
| 6UT5LGLCC12 | Tobera ceramica Large Gas Lens | #12 | 19mm - 3/4" |

E Porta Tobera Gas Lens

| Código | Descripción | Diámetro |
|-----------|---------------------|---------------|
| 6UT5LGL10 | PortaToberaGas Lens | 1.0mm - 0.04" |
| 6UT5LGL16 | PortaToberaGas Lens | 1.6mm - 1/16" |
| 6UT5LGL20 | PortaToberaGas Lens | 2.0mm - 5/64" |
| 6UT5LGL24 | PortaToberaGas Lens | 2.4mm - 3/32" |
| 6UT5LGL32 | PortaToberaGas Lens | 3.2mm - 1/8" |
| 6UT5LGL40 | PortaToberaGas Lens | 4.0mm - 5/32" |
| 6UT5LGL48 | PortaToberaGas Lens | 4.8mm - 3/16" |

C Portatungsteno difusor

| Código | Descripción | Diámetro |
|----------|------------------------|---------------|
| 6UT3CB10 | Portatungsteno difusor | 1.0mm - 0.04" |
| 6UT3CB16 | Portatungsteno difusor | 1.6mm - 1/16" |
| 6UT3CB20 | Portatungsteno difusor | 2.0mm - 5/64" |
| 6UT3CB24 | Portatungsteno difusor | 2.4mm - 3/32" |
| 6UT3CB32 | Portatungsteno difusor | 3.2mm - 1/8" |
| 6UT3CB40 | Portatungsteno difusor | 4.0mm - 5/32" |
| 6UT3CB48 | Portatungsteno difusor | 4.8mm - 3/16" |

Para configurar su Arc Tig Torch, agregue el kit de inicio correspondiente.

SERIE DE ALTO RENDIMIENTO

Para módulos de interruptores alternativos, consulte la página 16



Configuración de la serie Super
Perfecto para metales exóticos
Acero inoxidable, Inconel, Cromoly
y Titanio Consulte la página 34

Despiece

| Código | Descripción |
|--------------------|--|
| 1 6UT3LGS | Aislante cabezal Large para T3/T5W |
| 2 6UT3LSN | Adaptador tobera Ceramica |
| 2a 6UT3QZSN23 | Adaptador tobera Cuarzo para T3/T5W |
| 2b 6UQZR-D23 | Junta tórica especial |
| 3 6UT3GS | Aislante cabezal para T3/T5W |
| 4 6UT3SN | Adaptador tobera Cerámica para T3/T5W |
| 5 6UAT2601 | Cabezal antorcha T3 |
| 5a 6UAT2601F | Cabezal Flexible antorcha T3 |
| 6 6UT3LBC | Tapón Largo |
| 7 6UT3MBC | Tapón Medio |
| 8 6UT3SBC | Tapón Corto |
| *9 6UATER1MS | Kit 1 pulsador antorcha T2/T3/T3WT5W |
| 10 6UATERH200 | Empuñadura Kit |
| 11 6UA TPB2.6x 8PB | Juego de tornillos |
| 12 6UAT ERSWL4 | Cable Señal 4m/12.5ft |
| 6UTERSWL8 | Cable Señal 8m/25ft |
| 13 6UATHS18MM-90 | Heat Shrink Tube |
| 14 6UATERKJ200 | Tubo termorretráctil |
| 15 6UATERLC200-08 | Funda de cuero x 0.8mt |
| 16 6UAT ERJK200 | Kit de reparación de juntas |
| 17 6UATERNCM-32 | Conjunto de cubierta de neopreno x3.2m/10.5ft |
| 6UATERNCM-72 | Conjunto de cubierta de neopreno x 7.2m/23.7ft |

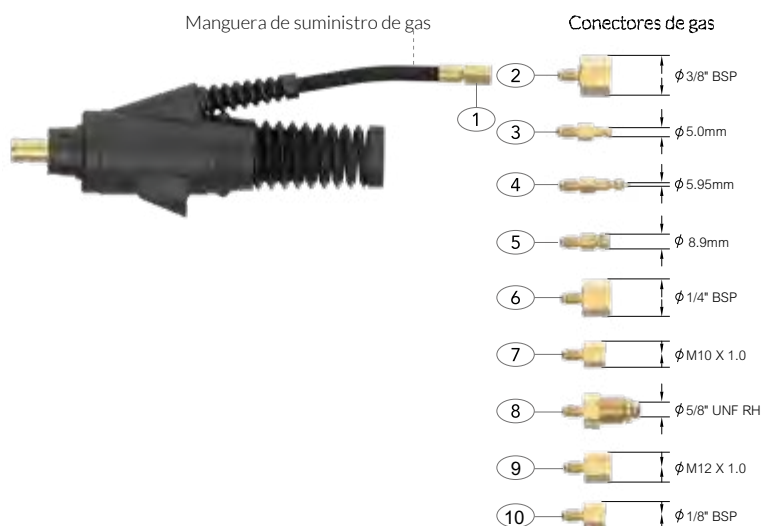
| Código | Descripción |
|---------------------|--|
| 18 6UATERCO150-40 | Funda de cuero x 4m/12.5ft |
| 6UATERCO150-80 | Funda de cuero x 8m/25ft |
| 19 6UAT SLH26-S | Soporte de cable largo |
| 20 6UATSLH26-C | Cubierta de carcasa Surelok™ |
| 21 6UATSLH26-H | Surelok™ Housing Large |
| 22 6UAT2620-4M-OB | Cable de alimentación de caucho Surelok™ O/B de 4 m / |
| 6UAT2620-8M-OB | Cable de alimentación de caucho x 8m/25ft Surelok™ O/B |
| 23 6UATSL3550 | Rubber Surelok™ Body & Support |
| 24 6UATNSLOB-1-QGS# | Gas Supply Hose O/B |
| 25 6UAT-SP | Lave de tuerca |

SISTEMA ARCO T CONEXIÓN RÁPIDA

Un nuevo sistema flexible de cambio rápido de mangueras de suministro de gas y líquido en el punto de venta.

- Elimina la necesidad de cortar y volver a apretar las terminaciones
- Todas las terminaciones se intercambian en un conector de manguera común
- Todas las terminaciones se pueden retirar y volver a acoplar con una llave estándar y una llave Allen

Conectores de ajuste rápido refrigerados por aire



Manguera de suministro de gas - Ajuste rápido

| Parte | código | Descripción |
|-------|--------|-----------------------------------|
| 1 | 6UQGS0 | Apertura |
| 2 | 6UQGS1 | Conectores de gas c/w 3/8" BSP |
| 3 | 6UQGS2 | Rápido macho gas 5 mm QFFit |
| 4 | 6UQGS3 | Conectores de gas c/w 5.95mm |
| 5 | 6UQGS4 | Rápido macho gas 8,9 mm QF |
| 6 | 6UQGS5 | Racord hembra gas 1/4" BSP |
| 7 | 6UQGS6 | Conectores de gas c/w M10 x 1.0 |
| 8 | 6UQGS7 | Conectores de gas c/w 5/8" UNF RH |
| 9 | 6UQGS8 | Conectores de gas c/w M12 x 1.0 |
| 10 | 6UQGS9 | Conectores de gas c/w 1/8" BSP |


TABLA DE REFERENCIA DE ARC T RAPID FIT

Conector Suministro Aire - Rapid Fit

| Part | Código | Descripción | Surelok Refrig. gas | Surelok Refrig. Agua | Surelok GT Refrig. gas | Surelok GT Refrig. Agua | Surelok QD Refrig. gas | Surelok QD Refrig. Agua | Surelok QD 5 Refrig. Agua |
|------|--------|--------------------------------------|---------------------|----------------------|------------------------|-------------------------|------------------------|-------------------------|---------------------------|
| 1 | 6UQGS0 | Open | ● | ● | ○ | ○ | ○ | ● | ○ |
| 2 | 6UQGS1 | Gas Supply Hose c/w 3/8" BSP | ● | ● | ○ | ○ | ○ | ● | ○ |
| 3 | 6UQGS2 | Rápido macho gas 5 mm QF | ● | ● | ○ | ○ | ○ | ● | ○ |
| 4 | 6UQGS3 | Gas Supply Hose c/w 5.95mm Quick Fit | ● | ● | ○ | ○ | ○ | ● | ○ |
| 5 | 6UQGS4 | Rápido macho gas 8,9 mm QF | ● | ● | ○ | ○ | ○ | ● | ○ |
| 6 | 6UQGS5 | Racord hembra gas 1/4" BSP | ● | ● | ○ | ○ | ○ | ● | ○ |
| 7 | 6UQGS6 | Gas Supply Hose c/w M10 x 1.0 | ● | ● | ○ | ○ | ○ | ● | ○ |
| 8 | 6UQGS7 | Gas Supply Hose c/w 5/8" UNF RH Gas | ● | ● | ○ | ○ | ○ | ● | ○ |
| 9 | 6UQGS8 | Supply Hose c/w M12 x 1.0 | ● | ● | ○ | ○ | ○ | ● | ○ |
| 10 | 6UQGS9 | Gas Supply Hose c/w 1/8" BSP | ● | ● | ○ | ○ | ○ | ● | ○ |

CONFIGURACIONES DE PAQUETES DE ANTORCHAS

Surelok™ Terminaciones refrigeradas por Aire



Como realizar su pedido

Para pedir su antorcha Arc Tig, siga el sencillo proceso de 7 pasos que se indica a continuación:

1. Seleccione el modelo de antorcha
2. Seleccione la opción del interruptor
3. Seleccione la longitud del cable
4. Seleccione la conexión de alimentación
5. Seleccione la conexión de gas de ajuste rápido
6. Seleccione el enchufe del interruptor de ajuste rápido
7. Seleccione el kit de inicio



Ejemplo:

T2-S1-4M-SL-QGS5-ATP1/SCB1

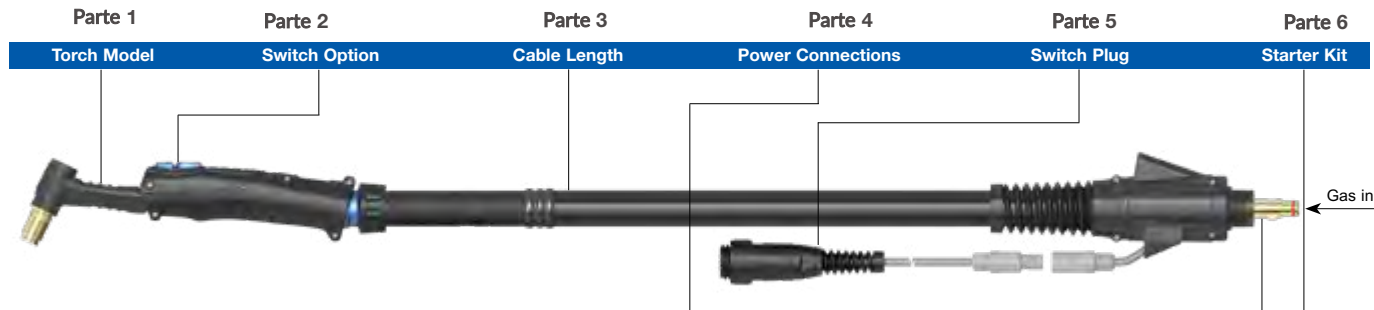
Antorcha T2 Arc Tig x 4mt / 12.5ft con interruptor momentáneo, gran gas Dinse Air-Cooled Surelok™ estilo 1/4" BSP y enchufe de interruptor de ajuste rápido de 7 pines con kit de inicio de cuerpo de pinza pequeño 1.0mm-0.04".

| Paso 1 | | Paso 2 | | Paso 3 | | Paso 4 | | Paso 5 | | Paso 6 | | Paso 7 | |
|--|-----------------------------|---------------|--------------------|---------------|----------------------------|-------------------|------------------------------------|-----------------|--------------------|---------------|--------------------|---------------|--------------------|
| Modelo de Antorcha | | Switch Option | | Cable Length | | Power Connections | | Gas Connections | | Switch Plug | | Starter Kit | |
| Código | Descripción | Código | Descripción | Código | Descripción | Código | Descripción | Código | Descripción | Código | Descripción | Código | Descripción |
| Air-Cooled | | 4m | 4m Cable | SL1625 | Small Dinse Surelok™ Style | 6UATP0 | Blank | | | | | | |
| T2 | 190A DC | 8m | 8m Cable | SL | Large Dinse Surelok™ Style | 6UATP1 | 7 Pin Uniarc Quick Fit | | | | | | |
| T2FX | 180A DC Flex | | | | | 6UATP2 | 5 Pin Tuchel Plug Quick Fit | | | | | | |
| T3 | 240A DC | | | | | 6UATP3 | 3 Pin XS12 Series Plug Quick Fit 5 | | | | | | |
| T3FX | 220A DC Flex | | | | | 6UATP4 | Pin Amphenol Plug Quick Fit 6 Pin | | | | | | |
| | | | | | | 6UATP5 | Amphenol Plug Quick Fit 7 Pin | | | | | | |
| Código | Descripción | | | | | 6UATP6 | WS16 Series Plug Quick Fit 14 Pin | | | | | | |
| S1 | Momentary Kit | | | | | 6UATP7 | Amphenol Plug Quick Fit 9 Pin | | | | | | |
| S3 | 3 Button Momentary Kit | | | | | 6UATP8 | SP21 Series Plug Quick Fit 5 Pin | | | | | | |
| 6U1KH | 1 Button Momentary+1k Pot 1 | | | | | 6UATP9 | WS16 Series Plug Quick Fit 9 Pin | | | | | | |
| 6U2KH | Button Momentary+5k Pot 1 | | | | | 6UATP10 | Tuchel Plug Quick Fit | | | | | | |
| 6U3KH | Button Momentary+10k Pot 1 | | | | | 6UATP15 | 7 Pin Amphenol Plug Quick Fit | | | | | | |
| 6U4KH | Button Momentary+25k Pot | | | | | | | | | | | | |
| 6U1TH | Maintained Switch+1k Pot | | | | | | | | | | | | |
| 6U2TH | Maintained Switch+5k Pot | | | | | | | | | | | | |
| 6U3TH | Maintained Switch+10k Pot | | | | | | | | | | | | |
| 6U4TH | Maintained Switch+25k Pot 2 | | | | | | | | | | | | |
| 6URK2 | Button Rocker Switch Kit 4 | | | | | | | | | | | | |
| 6URK4 | Button Rocker Switch Kit | | | | | | | | | | | | |
| 6UDM3 | Digital Control Module | | | | | | | | | | | | |
| *Requires digital software systems integration | | | | | | | | | | | | | |

Consulte la **página 30** para ver los kits de iniciación

CONFIGURACIONES DE PAQUETES DE ANTORCHAS

Surelok™ GT Air-Cooled Terminations



Cómo hacer un pedido

Para pedir su antorcha Arc Tig, siga el sencillo proceso de 6 pasos que se indica a continuación

1. Seleccione el modelo de antorcha
2. Seleccione la opción de interruptor
3. Seleccione la longitud del cable
4. Seleccione la conexión de alimentación
5. Seleccione la clavija del interruptor de ajuste rápido
6. Seleccione el kit de arranque



Ejemplo:

T2-S1-4M-GT-ATP1/SCB2

Antorcha T2 Arc Tig x 4mt / 12.5ft con interruptor momentáneo, gran Dinse Air-Cooled Surelok™ GT Gas Through style y enchufe de interruptor de ajuste rápido de 7 pines con kit de inicio de cuerpo de pinza pequeño 1.6mm-1/16".

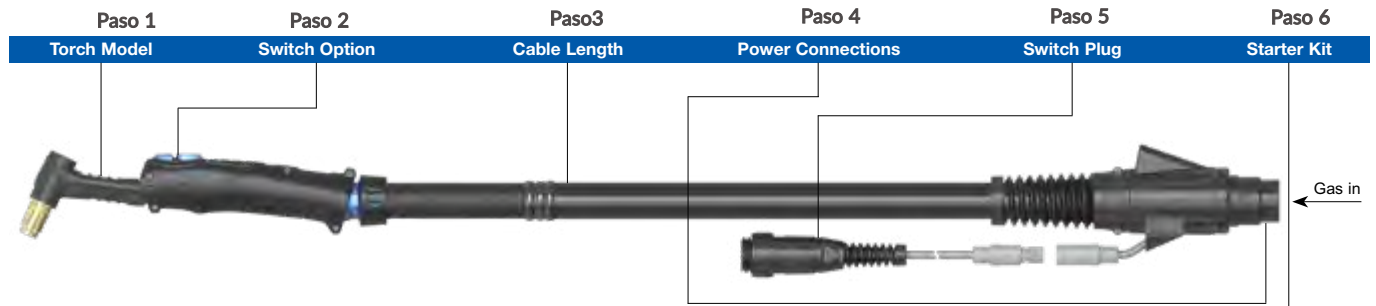
| Parte 1 | Parte 2 | Parte 3 | Parte 4 | Parte 5 | Parte 6 | | | | | | | | | | | | | | | | | | | | | | | | | | | | | | |
|--|--|--------------|-------------------|-------------|-------------|---------|------|--------------|----|---------|------|--------------|--|---|--------|-------------|----|----------|----|----------|-------------------|--|--------|-------------|----|--|--|---|--------|-------------|--------|-------|---------|-----------------------------|--|
| Torch Model | Switch Option | Cable Length | Power Connections | Switch Plug | Starter Kit | | | | | | | | | | | | | | | | | | | | | | | | | | | | | | |
| <table border="1"> <thead> <tr> <th>Código</th> <th>Descripción</th> </tr> </thead> <tbody> <tr> <td>Air-Cooled</td> <td></td> </tr> <tr> <td>T2</td> <td>190A DC</td> </tr> <tr> <td>T2FX</td> <td>180A DC Flex</td> </tr> <tr> <td>T3</td> <td>240A DC</td> </tr> <tr> <td>T3FX</td> <td>220A DC Flex</td> </tr> </tbody> </table> | Código | Descripción | Air-Cooled | | T2 | 190A DC | T2FX | 180A DC Flex | T3 | 240A DC | T3FX | 220A DC Flex | | <table border="1"> <thead> <tr> <th>Código</th> <th>Descripción</th> </tr> </thead> <tbody> <tr> <td>4m</td> <td>4m Cable</td> </tr> <tr> <td>8m</td> <td>8m Cable</td> </tr> </tbody> </table> <table border="1"> <thead> <tr> <th colspan="2">Power Connections</th> </tr> <tr> <th>Código</th> <th>Descripción</th> </tr> </thead> <tbody> <tr> <td>GT</td> <td>Large Dinse Gas Through Surelok™ Style</td> </tr> </tbody> </table> | Código | Descripción | 4m | 4m Cable | 8m | 8m Cable | Power Connections | | Código | Descripción | GT | Large Dinse Gas Through Surelok™ Style | | <table border="1"> <thead> <tr> <th>Código</th> <th>Descripción</th> </tr> </thead> <tbody> <tr> <td>6UATP0</td> <td>Blank</td> </tr> <tr> <td>6UATP10</td> <td>9 Pin Tuchel Plug Quick Fit</td> </tr> </tbody> </table> <p>Starter Kit</p> <p>Please refer to Page 30 for Kits de inicio</p> | Código | Descripción | 6UATP0 | Blank | 6UATP10 | 9 Pin Tuchel Plug Quick Fit | |
| Código | Descripción | | | | | | | | | | | | | | | | | | | | | | | | | | | | | | | | | | |
| Air-Cooled | | | | | | | | | | | | | | | | | | | | | | | | | | | | | | | | | | | |
| T2 | 190A DC | | | | | | | | | | | | | | | | | | | | | | | | | | | | | | | | | | |
| T2FX | 180A DC Flex | | | | | | | | | | | | | | | | | | | | | | | | | | | | | | | | | | |
| T3 | 240A DC | | | | | | | | | | | | | | | | | | | | | | | | | | | | | | | | | | |
| T3FX | 220A DC Flex | | | | | | | | | | | | | | | | | | | | | | | | | | | | | | | | | | |
| Código | Descripción | | | | | | | | | | | | | | | | | | | | | | | | | | | | | | | | | | |
| 4m | 4m Cable | | | | | | | | | | | | | | | | | | | | | | | | | | | | | | | | | | |
| 8m | 8m Cable | | | | | | | | | | | | | | | | | | | | | | | | | | | | | | | | | | |
| Power Connections | | | | | | | | | | | | | | | | | | | | | | | | | | | | | | | | | | | |
| Código | Descripción | | | | | | | | | | | | | | | | | | | | | | | | | | | | | | | | | | |
| GT | Large Dinse Gas Through Surelok™ Style | | | | | | | | | | | | | | | | | | | | | | | | | | | | | | | | | | |
| Código | Descripción | | | | | | | | | | | | | | | | | | | | | | | | | | | | | | | | | | |
| 6UATP0 | Blank | | | | | | | | | | | | | | | | | | | | | | | | | | | | | | | | | | |
| 6UATP10 | 9 Pin Tuchel Plug Quick Fit | | | | | | | | | | | | | | | | | | | | | | | | | | | | | | | | | | |

| Código | Descripción |
|--------|-----------------------------|
| S1 | Momentary Kit |
| S3 | 3 Button Momentary Kit |
| 6U1KH | 1 Button Momentary+1k Pot 1 |
| 6U2KH | Button Momentary+5k Pot 1 |
| 6U3KH | Button Momentary+10k Pot 1 |
| 6U4KH | Button Momentary+25k Pot |
| 6U1TH | Maintained Switch+1k Pot |
| 6U2TH | Maintained Switch+5k Pot |
| 6U3TH | Maintained Switch+10k Pot |
| 6U4TH | Maintained Switch+25k Pot 2 |
| 6URK2 | Button Rocker Switch Kit 4 |
| 6URK4 | Button Rocker Switch Kit |
| 6UDM3 | Digital Control Module |

*Requires digital software systems integration

CONFIGURACIONES DE PAQUETES DE ANTORCHAS

Surelok™ Terminaciones refrigeradas por Aire



Cómo hacer un pedido

Para pedir su antorcha Arc Tig, siga el sencillo proceso de 6 pasos que se indica a continuación

1. Seleccione el modelo de antorcha
2. Seleccione la opción de interruptor
3. Seleccione la longitud del cable
4. Seleccione la conexión de alimentación
5. Seleccione la clavija del interruptor de ajuste rápido
6. Seleccione el kit de arranque



Ejemplo:

T2-S1-4M-QD1-ATP1/MCB2

Antorcha T2 Arc Tig x 4mt / 12.5ft con interruptor momentáneo, Gas Surelok™ QD refrigerado por gas a través de 1/4 "BSP y enchufe de interruptor de ajuste rápido de 7 pines con kit de inicio de cuerpo de pinza mediano 1.6mm-1/16".

| Paso 1 | | Paso 2 | | Paso 3 | | Paso 4 | | Paso 5 | | Paso 6 | |
|---------------|----------------------------|---------------|--------------------|---------------|--------------------|-------------------|--------------------|---------------|----------------------------------|-------------|--|
| Torch Model | | Switch Option | | Cable Length | | Power Connections | | Switch Plug | | Starter Kit | |
| Código | Descripción | Código | Descripción | Código | Descripción | Código | Descripción | Código | Descripción | | |
| Air-Cooled | | 4m | 4m Cable | | | | | 6UATP0 | Blank | | |
| T2 | 190A DC | 8m | 8m Cable | | | | | 6UATP1 | 7 Pin Uniarc Quick Fit | | |
| T2FX | 180A DC Flex | | | | | | | 6UATP2 | 5 Pin Tuchel Plug Quick Fit | | |
| T3 | 240A DC | | | | | | | 6UATP3 | 3 Pin XS12 Series Plug Quick Fit | | |
| T3FX | 220A DC Flex | | | | | | | 6UATP4 | 5 Pin Amphenol Plug Quick Fit | | |
| | | | | | | | | 6UATP5 | 6 Pin Amphenol Plug Quick Fit | | |
| | | | | | | | | 6UATP6 | 7 Pin WS16 Series Plug Quick Fit | | |
| | | | | | | | | 6UATP7 | 14 Pin Amphenol Plug Quick Fit | | |
| | | | | | | | | 6UATP8 | 9 Pin SP21 Series Plug Quick Fit | | |
| | | | | | | | | 6UATP9 | 5 Pin WS16 Series Plug Quick Fit | | |
| | | | | | | | | 6UATP10 | 9 Pin Tuchel Plug Quick Fit | | |
| | | | | | | | | 6UATP15 | 7 Pin Amphenol Plug Quick Fit | | |
| Código | Descripción | | | | | | | | | | |
| 6US1 | Momentary Kit | | | | | | | | | | |
| 6US3 | 3 Button Momentary Kit | | | | | | | | | | |
| 6U1KH | 1 Button Momentary+1k Pot | | | | | | | | | | |
| 6U2KH | 1 Button Momentary+5k Pot | | | | | | | | | | |
| 6U3KH | 1 Button Momentary+10k Pot | | | | | | | | | | |
| 6U4KH | 1 Button Momentary+25k Pot | | | | | | | | | | |
| 6U1TH | Maintained Switch+1k Pot | | | | | | | | | | |
| 6U2TH | Maintained Switch+5k Pot | | | | | | | | | | |
| 6U3TH | Maintained Switch+10k Pot | | | | | | | | | | |
| 6U4TH | Maintained Switch+25k Pot | | | | | | | | | | |
| 6URK2 | 2 Button Rocker Switch Kit | | | | | | | | | | |
| 6URK4 | 4 Button Rocker Switch Kit | | | | | | | | | | |
| *6UDM3 | Digital Control Module | | | | | | | | | | |

Kit de inicio

Consulte la página 30 para ver los kits de inicio

Los paquetes de antorchas Arc T se suministran con un interruptor de serie..

- Todos los módulos son "plug and play".
- Todas las opciones de interruptores son intercambiables en toda la gama
- Todos los kits de interruptores de repuesto incluyen módulos de interruptores y carcasas.



| Série | Código | Descripción |
|-------|--------|---------------------------------------|
| S1 | 6UATS1 | Kit 1 pulsador antorcha T2/T3/T3W/T5W |



| Série | Código | Descripción |
|-------|--------|------------------------|
| S3 | 6UATS3 | 3 Button Momentary Kit |



| Série | Código | Descripción |
|-------|---------|--|
| 1KH | 6UAT1KH | Momentary Kit+1K Horizontal Potentiometer |
| 2KH | 6UAT2KH | Momentary Kit+5K Horizontal Potentiometer |
| 3KH | 6UAT3KH | Momentary Kit+10K Horizontal Potentiometer |
| 4KH | 6UAT4KH | Momentary Kit+25K Horizontal Potentiometer |



| Série | Código | Descripción |
|-------|---------|---|
| 1TH | 6UAT1TH | Maintained Kit+1K Horizontal Potentiometer |
| 2TH | 6UAT2TH | Maintained Kit+5K Horizontal Potentiometer |
| 3TH | 6UAT3TH | Maintained Kit+10K Horizontal Potentiometer |
| 4TH | 6UAT4TH | Maintained Kit+25K Horizontal Potentiometer |



| Série | Código | Descripción |
|-------|---------|----------------------------|
| RK2 | 6UATRK2 | 2 Button Rocker Switch Kit |



| Série | Código | Descripción |
|-------|---------|--------------------------------------|
| RK4 | 6UATRK4 | Kit 4 Botones antorcha T2/T3/T3W/T5W |



| Série | Código | Descripción |
|-------|---------|------------------------|
| *DM3 | 6UATDM3 | Digital Control Module |

*La señalización digital requiere la integración de sistemas de software en colaboración con fabricantes de equipos.

KITS DE BUJÍAS DE CONEXIÓN RÁPIDA



| Série | Código | Descripción |
|-------|--------|-------------|
| ATP0 | 6UATP0 | Blank |



| Série | Código | Descripción |
|-------|--------|------------------------|
| ATP1 | 6UATP1 | 7 Pin Uniarc Quick Fit |



| Série | Código | Descripción |
|-------|-------------------|----------------------------------|
| ATP2 | 6UATP2WR01 | Kit conector Tuchel 5 polos Aire |
| | 6UATP2WR02 | Kit conector Tuchel 5 polos Agua |



| Série | Código | Descripción |
|-------|--------|----------------------------------|
| ATP3 | 6UATP3 | 3 Pin XS12 Series Plug Quick Fit |



| Série | Código | Descripción |
|-------|--------|-------------------------------|
| ATP4 | 6UATP4 | 5 Pin Amphenol Plug Quick Fit |



| Série | Código | Descripción |
|-------|--------|----------------------------------|
| ATP6 | 6UATP6 | 7 Pin WS16 Series Plug Quick Fit |



| Série | Código | Descripción |
|-------|--------|--------------------------------|
| ATP7 | 6UATP7 | 14 Pin Amphenol Plug Quick Fit |



| Série | Código | Descripción |
|-------|--------|----------------------------------|
| ATP8 | 6UATP8 | 9 Pin SP21 Series Plug Quick Fit |



| Série | Código | Descripción |
|-------|--------|----------------------------------|
| ATP9 | 6UATP9 | 5 Pin WS16 Series Plug Quick Fit |



| Série | Código | Descripción |
|-------|---------|-----------------------------|
| ATP10 | 6UATP10 | 9 Pin Tuchel Plug Quick Fit |



| Série | Código | Descripción |
|-------|---------|-------------------------------|
| ATP15 | 6UATP15 | 7 Pin Amphenol Plug Quick Fit |



| Série | Código | Descripción |
|-------|---------|-----------------------------------|
| ATP20 | 6UATP20 | Kit conector Anphenol 6 polos Cea |

Los sistemas de diseño, fabricación y calidad de Arc Torchology están certificados por BVQI de acuerdo con EN/ISO 9001:2015

ARC TIG Piezas Recambio

Equivalencia

¿Qué sistema utilizar?

Tabla de orientación

| Aplicación | Sistema | Flujo de Aire | Stick Out |
|--|------------------------------------|---------------|-----------|
| Acero Aluminio | Collets | 5~25 l/min | 5~15mm |
| Acero, Aluminio, Acero Inoxidable | Aire Lens | 5~20 l/min | 5~20mm |
| Metales exóticos Acero inoxidable, Inconel, Cromoly, Titanio | Super Series Aire Lens Set- | 12~20 l/min | 5~55mm |

up

Collet Body Set-Up

Recommended Set-up Parameters for Steel and Aluminium

| Nozzle Size | Diametro Size | Suggested Aire Flow Rate | Maximum Tungsten Stick-out | Ceramic Nozzle | Quartz Option | Tungsten Size | | | | | | |
|-------------|---------------|--------------------------|----------------------------|----------------|---------------|---------------|-----|-----|-----|-----|-----|-----|
| | | | | | | 1.0 | 1.6 | 2.4 | 3.2 | 4.0 | 4.8 | 6.4 |
| 4 | 6mm 1/4" | 6 l/min | 10mm | ● | ● | ● | ● | ● | ● | ● | ● | ● |
| 5 | 8mm 5/16" | 6 l/min | 10mm | ● | ● | ● | ● | ● | ● | ● | ● | ● |
| 6 | 10mm 3/8" | 7 l/min | 11mm | ● | ● | ● | ● | ● | ● | ● | ● | ● |
| 7 | 11mm 7/16" | 7 l/min | 12mm | ● | ● | ● | ● | ● | ● | ● | ● | ● |
| 8 | 12mm 1/2" | 10 l/min | 13mm | ● | ● | ● | ● | ● | ● | ● | ● | ● |
| 10 | 16mm 5/8" | 12 l/min | 15mm | ● | ● | ● | ● | ● | ● | ● | ● | ● |
| 12 | 20mm 3/4" | 15 l/min | 18mm | ● | ● | ● | ● | ● | ● | ● | ● | ● |

Note: Maximum recommended tungsten for Quartz option is 3.2mm.
Please refer to Page 38 for recommended Tungsten parameters.

Gas Lens Collet Body Set-up

Recommended Set-up Parameters for Steel, Aluminium and Stainless Steel

| Nozzle Size | Diametro Size | Suggested Aire Flow Rate | Maximum Tungsten Stick-out | Ceramic Nozzle | Quartz Option | Tungsten Size | | | | | | |
|-------------|---------------|--------------------------|----------------------------|----------------|---------------|---------------|-----|-----|-----|-----|-----|-----|
| | | | | | | 1.0 | 1.6 | 2.4 | 3.2 | 4.0 | 4.8 | 6.4 |
| 4 | 6mm 1/4" | 5 l/min | 10mm | ● | ● | ● | ● | ● | ● | ● | ● | ● |
| 5 | 8mm 5/16" | 6 l/min | 10mm | ● | ● | ● | ● | ● | ● | ● | ● | ● |
| 6 | 10mm 3/8" | 7 l/min | 13mm | ● | ● | ● | ● | ● | ● | ● | ● | ● |
| 7 | 11mm 7/16" | 7 l/min | 14mm | ● | ● | ● | ● | ● | ● | ● | ● | ● |
| 8 | 12mm 1/2" | 8 l/min | 15mm | ● | ● | ● | ● | ● | ● | ● | ● | ● |
| 10 | 16mm 5/8" | 10 l/min | 20mm | ● | ● | ● | ● | ● | ● | ● | ● | ● |
| 12 | 20mm 3/4" | 13 l/min | 20mm | ● | ● | ● | ● | ● | ● | ● | ● | ● |

Note: Maximum recommended tungsten for Quartz option is 3.2mm.
Please refer to Page 38 for recommended Tungsten parameters.

Super Series Gas Lens Body Set-up

Recommended Set-up Parameters for Exotic Metals

| Nozzle Size | Diametro Size | Suggested Aire Flow Rate | Maximum Tungsten Stick-out | Ceramic Nozzle | Quartz Option | Tungsten Size | | | | | | |
|-------------|---------------|--------------------------|----------------------------|----------------|---------------|---------------|-----|-----|-----|-----|-----|-----|
| | | | | | | 1.0 | 1.6 | 2.4 | 3.2 | 4.0 | 4.8 | 6.4 |
| 12 | 20mm 3/4" | 12 l/min | 25mm | ● | ● | ● | ● | ● | ● | ● | ● | ● |
| 14 | 23mm 15/16" | 12 l/min | 25mm | ● | ● | ● | ● | ● | ● | ● | ● | ● |
| 18 | 28mm 1-1/10" | 15 l/min | 35mm | ● | ● | ● | ● | ● | ● | ● | ● | ● |
| 24 | 38mm 1-1/2" | 20 l/min | 55mm | ● | ● | ● | ● | ● | ● | ● | ● | ● |

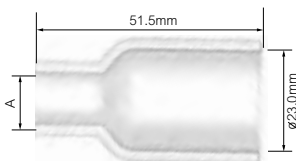

Note: Maximum recommended tungsten for Quartz option is 3.2mm.
Please refer to Page 38 for recommended Tungsten parameters.

Tobera Cerámica



| Código | Descripción | Tamaño | | | T2 / T2FX | T3 / T3FX | T3W / T3WFX | T5W / T5WFX |
|----------|-----------------|--------|--------|-------|-----------|-----------|-------------|-------------|
| 6UT2CC04 | Tobera cerámica | 4 | 6mm | 1/4" | ● | ● | ● | ● |
| 6UT2CC05 | Tobera cerámica | 5 | 8mm | 5/16" | ● | ● | ● | ● |
| 6UT2CC06 | Tobera cerámica | 6 | 10mm | 3/8" | ● | ● | ● | ● |
| 6UT2CC07 | Tobera cerámica | 7 | 11mm | 7/16" | ● | ● | ● | ● |
| 6UT2CC08 | Tobera cerámica | 8 | 12.5mm | 1/2" | ● | ● | ● | ● |
| 6UT2CC10 | Tobera cerámica | 10 | 16mm | 5/8" | ● | ● | ● | ● |
| 6UT3CC04 | Tobera cerámica | 4 | 6mm | 1/4" | ● | ● | ● | ● |
| 6UT3CC05 | Tobera cerámica | 5 | 8mm | 5/16" | ● | ● | ● | ● |
| 6UT3CC06 | Tobera cerámica | 6 | 10mm | 3/8" | ● | ● | ● | ● |
| 6UT3CC07 | Tobera cerámica | 7 | 11mm | 7/16" | ● | ● | ● | ● |
| 6UT3CC08 | Tobera cerámica | 8 | 12.5mm | 1/2" | ● | ● | ● | ● |
| 6UT3CC10 | Tobera cerámica | 10 | 16mm | 5/8" | ● | ● | ● | ● |
| 6UT3CC12 | Tobera cerámica | 12 | 19mm | 3/4" | ● | ● | ● | ● |

Tobera Cuarzo



| Código | Descripción | Tamaño | Diámetro A | | T2 / T2FX | T3 / T3FX | T3W / T3WFX | T5W / T5WFX |
|-----------|---------------|--------|------------|------|-----------|-----------|-------------|-------------|
| 6UT2QZ06 | Tobera Cuarzo | 6 | 10mm | 3/8" | ● | ● | ● | ● |
| 6UT2QZ08 | Tobera Cuarzo | 8 | 12mm | 1/2" | ● | ● | ● | ● |
| 6UT2QZ10 | Tobera Cuarzo | 10 | 15mm | 5/8" | ● | ● | ● | ● |
| 6UT3QZ06 | Tobera Cuarzo | 6 | 10mm | 3/8" | ● | ● | ● | ● |
| 6UT3QZ08 | Tobera Cuarzo | 8 | 12mm | 1/2" | ● | ● | ● | ● |
| 6UT3QZ10 | Tobera Cuarzo | 10 | 15mm | 5/8" | ● | ● | ● | ● |
| 6UT3QZ012 | Tobera Cuarzo | 12 | 20mm | 3/4" | ● | ● | ● | ● |

Large Aire Lens Tobera Cerámica





| Código | Descripción | Tamaño | Diámetro A | | T2 / T2FX | T3 / T3FX | T3W / T3WFX | T5W / T5WFX |
|-------------|----------------------------|--------|------------|--------|-----------|-----------|-------------|-------------|
| 6UT5LGLCC08 | Tobera ceramica Large Aire | 8 | 12.5mm | 1/2" | ● | ● | ● | ● |
| 6UT5LGLCC10 | Lens Tobera ceramica Large | 10 | 16mm | 5/8" | ● | ● | ● | ● |
| 6UT5LGLCC12 | Gas Lens Tobera ceramica | 12 | 19mm | 3/4" | ● | ● | ● | ● |
| 6UT5LGLCC14 | Large Aire Lens | 14 | 24mm | 15/16" | ● | ● | ● | ● |

Tobera ceramica Large Aire Lens



● Standard wear part range

Collet Body



| Código | Descripción | Diámetro | | T2 / T2FX | T3 / T3FX | T3W / T3WFX | T5W / T5WFX |
|----------|------------------------|----------|-------|-----------|-----------|-------------|-------------|
| 6UT2CB10 | Portatungsteno difusor | 1.0mm | 0.04" | ● | ● | ● | ● |
| 6UT2CB16 | Portatungsteno difusor | 1.6mm | 1/16" | ● | ● | ● | ● |
| 6UT2CB20 | Portatungsteno difusor | 2.0mm | 5/64" | ● | ● | ● | ● |
| 6UT2CB24 | Portatungsteno difusor | 2.4mm | 3/32" | ● | ● | ● | ● |
| 6UT2CB32 | Portatungsteno difusor | 3.2mm | 1/8" | ● | ● | ● | ● |
| 6UT2CB40 | Portatungsteno difusor | 4.0mm | 5/32" | ● | ● | ● | ● |
| 6UT2CB48 | Portatungsteno difusor | 4.8mm | 3/16" | ● | ● | ● | ● |
| 6UT3CB10 | Portatungsteno difusor | 1.0mm | 0.04" | ● | ● | ● | ● |
| 6UT3CB16 | Portatungsteno difusor | 1.6mm | 1/16" | ● | ● | ● | ● |
| 6UT3CB20 | Portatungsteno difusor | 2.0mm | 5/64" | ● | ● | ● | ● |
| 6UT3CB24 | Portatungsteno difusor | 2.4mm | 3/32" | ● | ● | ● | ● |
| 6UT3CB32 | Portatungsteno difusor | 3.2mm | 1/8" | ● | ● | ● | ● |
| 6UT3CB40 | Portatungsteno difusor | 4.0mm | 5/32" | ● | ● | ● | ● |
| 6UT3CB48 | Portatungsteno difusor | 4.8mm | 3/16" | ● | ● | ● | ● |
| 6UT3CB64 | Portatungsteno difusor | 6.4mm | 1/4" | ● | ● | ● | ● |

GasLens



| Código | Descripción | Diámetro | | T2 / T2FX | T3 / T3FX | T3W / T3WFX | T5W / T5WFX |
|----------|-------------|----------|-------|-----------|-----------|-------------|-------------|
| 6UT2GL10 | GasLens | 1.0mm | 0.04" | ● | ● | ● | ● |
| 6UT2GL16 | Gas Lens | 1.6mm | 1/16" | ● | ● | ● | ● |
| 6UT2GL20 | Gas Lens | 2.0mm | 5/64" | ● | ● | ● | ● |
| 6UT2GL24 | Gas Lens | 2.4mm | 3/32" | ● | ● | ● | ● |
| 6UT2GL32 | Gas Lens | 3.2mm | 1/8" | ● | ● | ● | ● |
| 6UT2GL40 | Gas Lens | 4.0mm | 5/32" | ● | ● | ● | ● |
| 6UT2GL48 | Gas Lens | 4.8mm | 3/16" | ● | ● | ● | ● |
| 6UT3GL10 | Gas Lens | 1.0mm | 0.04" | ● | ● | ● | ● |
| 6UT3GL16 | Gas Lens | 1.6mm | 1/16" | ● | ● | ● | ● |
| 6UT3GL20 | Gas Lens | 2.0mm | 5/64" | ● | ● | ● | ● |
| 6UT3GL24 | Gas Lens | 2.4mm | 3/32" | ● | ● | ● | ● |
| 6UT3GL32 | Gas Lens | 3.2mm | 1/8" | ● | ● | ● | ● |
| 6UT3GL40 | Gas Lens | 4.0mm | 5/32" | ● | ● | ● | ● |
| 6UT3GL48 | Gas Lens | 4.8mm | 3/16" | ● | ● | ● | ● |
| 6UT3GL64 | Gas Lens | 6.4mm | 1/4" | ● | ● | ● | ● |

Note: Replaceable gas lens filters are available for small and medium gas lens collet bodies - please refer to gas lens body filter kits

● Standard wear part range


Gas Lens Large



| Código | Descripción | Diámetro | | T2 / T2FX | T3 / T3FX | T3W / T3WFX | T5W / T5WFX |
|-----------|----------------|----------|-------|-----------|-----------|-------------|-------------|
| 6UT5LGL10 | Gas Lens Large | 1.0mm | 0.04" | ● | ● | ● | ● |
| 6UT5LGL16 | Gas Lens Large | 1.6mm | 1/16" | ● | ● | ● | ● |
| 6UT5LGL20 | Gas Lens Large | 2.0mm | 5/64" | ● | ● | ● | ● |
| 6UT5LGL24 | Gas Lens Large | 2.4mm | 3/32" | ● | ● | ● | ● |
| 6UT5LGL32 | Gas Lens Large | 3.2mm | 1/8" | ● | ● | ● | ● |
| 6UT5LGL40 | Gas Lens Large | 4.0mm | 5/32" | ● | ● | ● | ● |
| 6UT5LGL48 | Gas Lens Large | 4.8mm | 3/16" | ● | ● | ● | ● |
| 6UT5LGL64 | Gas Lens Large | 6.4mm | 1/4" | ● | ● | ● | ● |

Note: Large gas lens collet bodies have fixed filters

Kit recambio filtro Gas Lens



| Código | Descripción | Diámetro | | T2 / T2FX | T3 / T3FX | T3W / T3WFX | T5W / T5WFX |
|----------------|--------------------------------|----------|-------|-----------|-----------|-------------|-------------|
| 6USGL10FS-3KIT | Small Gas Lens Body Filter Kit | 1.0mm | 0.04" | ● | ● | ● | ● |
| 6USGL16FS-3KIT | Kit recambio filtro Gas Lens | 1.6mm | 1/16" | ● | ● | ● | ● |
| 6USGL20FS-3KIT | Kit recambio filtro Gas Lens | 2.0mm | 5/64" | ● | ● | ● | ● |
| 6USGL24FS-3KIT | Kit recambio filtro Gas Lens | 2.4mm | 3/32" | ● | ● | ● | ● |
| 6USGL32FL-3KIT | Kit recambio filtro Gas Lens | 3.2mm | 1/8" | ● | ● | ● | ● |
| 6USGL40FL-3KIT | Kit recambio filtro Gas Lens | 4.0mm | 5/32" | ● | ● | ● | ● |
| 6USGL48FL-3KIT | SKit recambio filtro Gas Lens | 4.8mm | 3/16" | ● | ● | ● | ● |

● Standard wear part range

Gas Lens Body Filter Kit

| Part No. | Description | Diametro | | T2 / T2FX | T3 / T3FX | T3W / T3WFX | T5W / T5WFX |
|----------------|------------------------------|----------|-------|-----------|-----------|-------------|-------------|
| | | mm | in | | | | |
| 6UMGL10FS-3KIT | Kit recambio filtro Gas Lens | 1.0mm | 0.04" | ● | ● | ● | ● |
| 6UMGL16FS-3KIT | Kit recambio filtro Gas Lens | 1.6mm | 1/16" | ● | ● | ● | ● |
| 6UMGL20FS-3KIT | Kit recambio filtro Gas Lens | 2.0mm | 5/64" | ● | ● | ● | ● |
| 6UMGL24FS-3KIT | Kit recambio filtro Gas Lens | 2.4mm | 3/32" | ● | ● | ● | ● |
| 6UMGL32FS-3KIT | Kit recambio filtro Gas Lens | 3.2mm | 1/8" | ● | ● | ● | ● |
| 6UMGL40FL-3KIT | Kit recambio filtro Gas Lens | 4.0mm | 5/32" | ● | ● | ● | ● |
| 6UMGL48FL-3KIT | Kit recambio filtro Gas Lens | 4.8mm | 3/16" | ● | ● | ● | ● |
| 6UMGL64FL-3KIT | Kit recambio filtro Gas Lens | 6.4mm | 1/4" | ● | ● | ● | ● |

● Standard wear part range

Los Kits de inicio incluyen todo lo necesario para empezar

Kits de inicio



| Código. | Descripción | T2 / T2FX | T3 / T3FX | T3W / T3WFX | T5W / T5WFX |
|---------|---|-----------|-----------|-------------|-------------|
| 6USCB1 | Small Collet Body Starter Kit 1.0mm-0.04" | ● | ● | ● | ● |
| 6USCB2 | Small Collet Body Starter Kit 1.6mm-1/16" | ● | ● | ● | ● |
| 6USCB3 | Small Collet Body Starter Kit 2.0mm-5/64" | ● | ● | ● | ● |
| 6USCB4 | Small Collet Body Starter Kit 2.4mm-3/32" | ● | ● | ● | ● |
| 6USCB5 | Small Collet Body Starter Kit 3.2mm-1/8" | ● | ● | ● | ● |
| 6USCB6 | Small Collet Body Starter Kit 4.0mm-5/32" | ● | ● | ● | ● |
| 6USCB7 | Small Collet Body Starter Kit 4.8mm-3/16" | ● | ● | ● | ● |



| | | | | | |
|--------|--|---|---|---|---|
| 6UMCB1 | Medium Collet Body Starter Kit 1.0mm-0.04" | ● | ● | ● | ● |
| 6UMCB2 | Medium Collet Body Starter Kit 1.6mm-1/16" | ● | ● | ● | ● |
| 6UMCB3 | Medium Collet Body Starter Kit 2.0mm-5/64" | ● | ● | ● | ● |
| 6UMCB4 | Medium Collet Body Starter Kit 2.4mm-3/32" | ● | ● | ● | ● |
| 6UMCB5 | Medium Collet Body Starter Kit 3.2mm-1/8" | ● | ● | ● | ● |
| 6UMCB6 | Medium Collet Body Starter Kit 4.0mm-5/32" | ● | ● | ● | ● |
| 6UMCB7 | Medium Collet Body Starter Kit 4.8mm-3/16" | ● | ● | ● | ● |
| 6UMCB8 | Medium Collet Body Starter Kit 6.4mm-1/4" | ● | ● | ● | ● |

The Arc Gas Lens Body Kits de inicio include everything you need to get started

Gas Lens Body Kits de inicio



| Código | Descripción | T2 / T2FX | T3 / T3FX | T3W / T3WFX | T5W / T5WFX |
|--------|---|-----------|-----------|-------------|-------------|
| 6USGL1 | Small Gas Lens Body Starter Kit 1.0mm-0.04" | ● | ● | ● | ● |
| 6USGL2 | Small Gas Lens Body Starter Kit 1.6mm-1/16" | ● | ● | ● | ● |
| 6USGL3 | Small Gas Lens Body Starter Kit 2.0mm-5/64" | ● | ● | ● | ● |
| 6USGL4 | Small Gas Lens Body Starter Kit 2.4mm-3/32" | ● | ● | ● | ● |
| 6USGL5 | Small Gas Lens Body Starter Kit 3.2mm-1/8" | ● | ● | ● | ● |
| 6USGL6 | Small Gas Lens Body Starter Kit 4.0mm-5/32" | ● | ● | ● | ● |
| 6USGL7 | Small Gas Lens Body Starter Kit 4.8mm-3/16" | ● | ● | ● | ● |



| | | | | | |
|--------|--|---|---|---|---|
| 6UMGL1 | Medium Gas Lens Body Starter Kit 1.0mm-0.04" | ● | ● | ● | ● |
| 6UMGL2 | Medium Gas Lens Body Starter Kit 1.6mm-1/16" | ● | ● | ● | ● |
| 6UMGL3 | Medium Gas Lens Body Starter Kit 2.0mm-5/64" | ● | ● | ● | ● |
| 6UMGL4 | Medium Gas Lens Body Starter Kit 2.4mm-3/32" | ● | ● | ● | ● |
| 6UMGL5 | Medium Gas Lens Body Starter Kit 3.2mm-1/8" | ● | ● | ● | ● |
| 6UMGL6 | Medium Gas Lens Body Starter Kit 4.0mm-5/32" | ● | ● | ● | ● |
| 6UMGL7 | Medium Gas Lens Body Starter Kit 4.8mm-3/16" | ● | ● | ● | ● |
| 6UMGL8 | Medium Gas Lens Body Starter Kit 6.4mm-1/4" | ● | ● | ● | ● |



| | | | | | |
|--------|---|---|---|---|---|
| 6ULGL1 | Large Gas Lens Body Starter Kit 1.0mm-0.04" | ● | ● | ● | ● |
| 6ULGL2 | Large Gas Lens Body Starter Kit 1.6mm-1/16" | ● | ● | ● | ● |
| 6ULGL3 | Large Gas Lens Body Starter Kit 2.0mm-5/64" | ● | ● | ● | ● |
| 6ULGL4 | Large Gas Lens Body Starter Kit 2.4mm-3/32" | ● | ● | ● | ● |
| 6ULGL5 | Large Gas Lens Body Starter Kit 3.2mm-1/8" | ● | ● | ● | ● |
| 6ULGL6 | Large Gas Lens Body Starter Kit 4.0mm-5/32" | ● | ● | ● | ● |
| 6ULGL7 | Large Gas Lens Body Starter Kit 4.8mm-3/16" | ● | ● | ● | ● |
| 6ULGL8 | Large Gas Lens Body Starter Kit 6.4mm-1/4" | ● | ● | ● | ● |

● Denotes applicable model






Arc T Accessory Kits

T2 / T2FX
T3 / T3FX
T3W / T3WFX
T5W / T5WFX

| Part No. | Description | T2 / T2FX | T3 / T3FX | T3W / T3WFX | T5W / T5WFX |
|--|-----------------------------------|-----------|-----------|-------------|-------------|
| 6UAK1 | Small Collet Body Accessory Kit | ● | ● | ● | ● |
| <p>SMALL COLLET BODY ACCESSORY KIT Collet Body 1.6mm - 1/16", 2.0mm - 5/64", 2.4mm - 3/32" Ceramic Cup 8mm - 5/16", 10mm - 3/8", 11mm - 7/16" Small Head Gasket Small Heat Zone Isolator Long Back Cap, Short Back Cap Arc Spanner</p> | | | | | |
| 6UAK2 | Small Collet Body Accessory Kit | ● | ● | ● | ● |
| <p>SMALL COLLET BODY ACCESSORY KIT Collet Body 2.4mm - 3/32", 3.2mm - 1/8", 4.0mm - 5/32" Ceramic Cup 11mm - 7/16", 12.5mm - 1/2", 16mm - 5/8" Small Head Gasket Small Heat Zone Isolator Long Back Cap, Short Back Cap Arc Spanner</p> | | | | | |
| 6UAK3 | Small Gas Lens Body Accessory Kit | ● | ● | ● | ● |
| <p>SMALL GAS LENS BODY ACCESSORY KIT Gas Lens Collet Body 1.6mm - 1/16", 2.0mm - 5/64", 2.4mm - 3/32" Ceramic Cup 10mm - 3/8", 11mm - 7/16", 12.5mm - 1/2" Small Head Gasket Small Heat Zone Isolator Long Back Cap, Short Back Cap Arc Spanner</p> | | | | | |
| 6UAK4 | Small Gas Lens Body Accessory Kit | ● | ● | ● | ● |
| <p>SMALL GAS LENS BODY ACCESSORY KIT Gas Lens Collet Body 2.4mm - 3/32", 3.2mm - 1/8", 4.0mm - 5/32" Ceramic Cup 11mm - 7/16", 12.5mm - 1/2", 16mm - 5/8" Small Head Gasket Small Heat Zone Isolator Long Back Cap, Short Back Cap Arc Spanner</p> | | | | | |
| 6UAK5 | Medium Collet Body Accessory Kit | ● | ● | ● | ● |
| <p>MEDIUM COLLET BODY ACCESSORY KIT Collet Body 2.4mm - 3/32", 3.2mm - 1/8", 4.0mm - 5/32" Ceramic Cup 11mm - 7/16", 12.5mm - 1/2", 16mm - 5/8" Medium Head Gasket Medium Heat Zone Isolator Long Back Cap, Short Back Cap Arc Spanner</p> | | | | | |

● Denotes applicable model

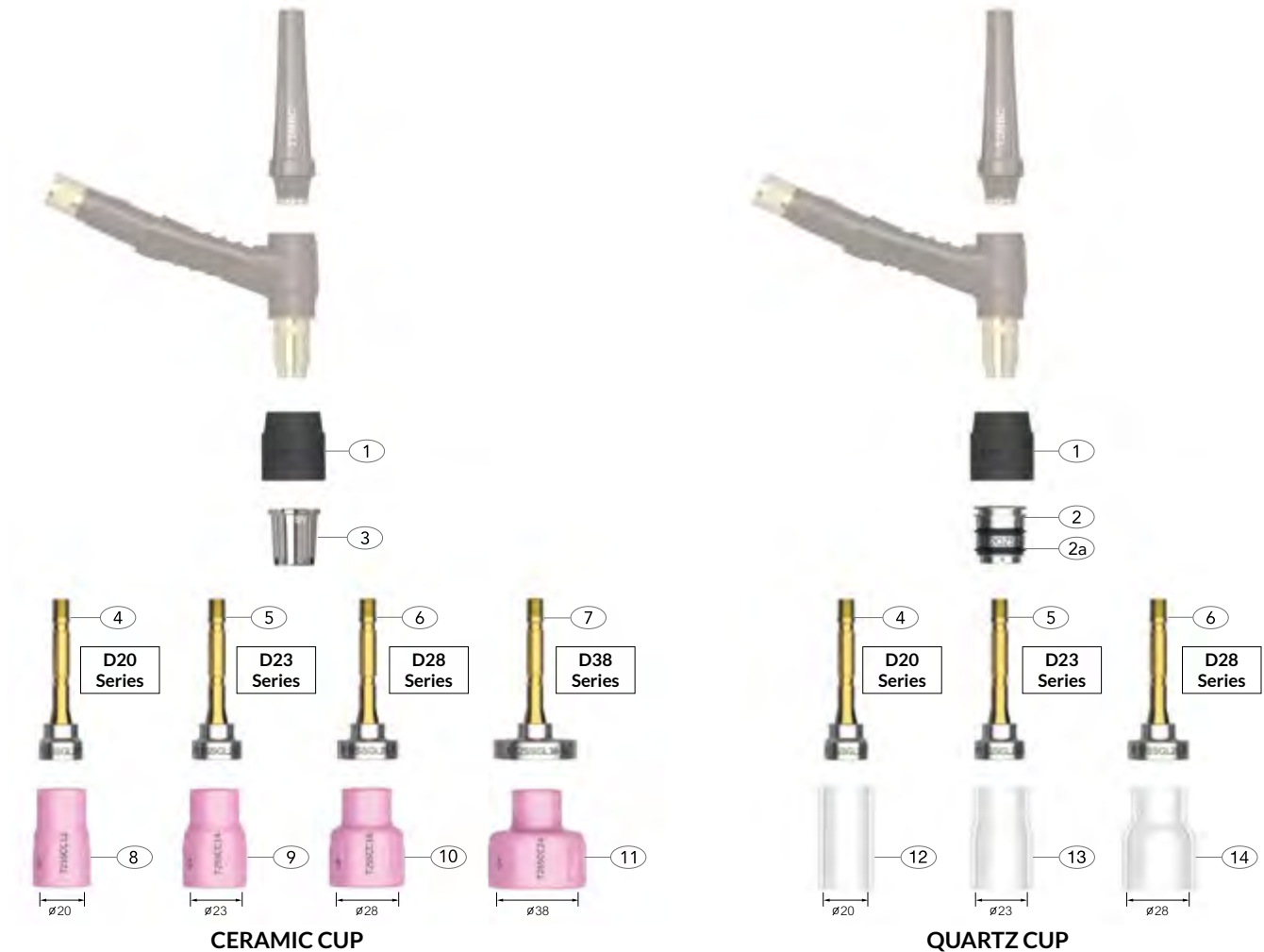
Arc T Accessory Kits

| Part No. | Description | | | | | |
|---|--|------------------------------------|-----------|-------------|-------------|---|
| | | T2 / T2FX | T3 / T3FX | T3W / T3WFX | T5W / T5WFX | |
|  | 6UAK6 | Medium Collet Body Accessory Kit | ● | ● | ● | ● |
| | <p>MEDIUM COLLET BODY ACCESSORY KIT Collet Body 4.0mm - 5/32", 4.8mm - 3/16", 6.4mm - 1/4" Ceramic Cup 12.5mm - 1/2", 16mm - 5/8", 19mm - 3/4" Medium Head Gasket Medium Heat Zone Isolator Long Back Cap, Short Back Cap Arc Spanner</p> | | | | | |
|  | 6UAK7 | Medium Gas Lens Body Accessory Kit | ● | ● | ● | ● |
| | <p>MEDIUM GAS LENS BODY ACCESSORY KIT Gas Lens Collet Body 2.4mm - 3/32", 3.2mm - 1/8", 4.0mm - 5/32" Ceramic Cup 11mm - 7/16", 12.5mm - 1/2", 16mm - 5/8" Medium Head Gasket Medium Heat Zone Isolator Long Back Cap, Short Back Cap, Arc Spanner</p> | | | | | |
|  | 6UAK8 | Medium Gas Lens Body Accessory Kit | ● | ● | ● | ● |
| | <p>MEDIUM GAS LENS BODY ACCESSORY KIT Gas Lens Collet Body 4.0mm - 5/32", 4.8mm - 3/16", 6.4mm - 1/4" Ceramic Cup 12.5mm - 1/2", 16mm - 5/8", 19mm - 3/4" Medium Head Gasket Medium Heat Zone Isolator Long Back Cap, Short Back Cap Arc Spanner</p> | | | | | |
|  | 6UAK9 | Large Gas Lens Body Accessory Kit | ● | ● | ● | ● |
| | <p>LARGE GAS LENS BODY ACCESSORY KIT Large Gas Lens Collet Body 2.4mm - 3/32", 3.2mm - 1/8", 4.0mm - 5/32" Ceramic Cup 12.5mm - 1/2", 16mm - 5/8", 19mm - 3/4" Large Head Gasket Large Heat Zone Isolator Long Back Cap, Short Back Cap Arc Spanner</p> | | | | | |
|  | 6UAK10 | Large Gas Lens Body Accessory Kit | ● | ● | ● | ● |
| | <p>LARGE GAS LENS BODY ACCESSORY KIT Large Gas Lens Collet Body 4.0mm - 5/32", 4.8mm - 3/16", 6.4mm - 1/4" Ceramic Cup 16mm - 5/8", 19mm - 3/4", 24mm - 15/16" Large Head Gasket Large Heat Zone Isolator Long Back Cap, Short Back Cap Arc Spanner</p> | | | | | |

● Denotes applicable model

ARC T SUPER SERIES SYSTEM SET-UP OVERVIEW

T2 / T2FX / T3W / T3WFX /



CERAMIC CUP

QUARTZ CUP

Piezas Recambio

| Part Number | Description | Part Number | Description |
|-------------|--|-------------|---|
| 1 | 6UT2GS Head Gasket | 8 | 6UT2SSCC12 Super Series Ceramic Cup 20mm - 3/4" |
| 2 | 6UT2QZSN20 Quartz Heat Zone Isolator | 9 | 6UT2SSCC14 Super Series Ceramic Cup 23mm - 15/16" |
| 2a | 6UQZR-D20 Special Seal Rings | 10 | 6UT2SSCC18 Super Series Ceramic Cup 28mm - 1-1/10" |
| 3 | 6UT2SN Standard Heat Zone Isolator | 11 | 6UT2SSCC24 Super Series Ceramic Cup 38mm - 1-9/16" |
| 4 | 6UT2SSGL20-16 Super Series Gas Lens Collet Body 1.6mm - 1/16" | 12 | 6UT2SSQZ12 Super Series Quartz Cup 20mm - 3/4" |
| | 6UT2SSGL20-20 Super Series Gas Lens Collet Body 2.0mm - 5/64" | 13 | 6UT2SSQZ14 Super Series Quartz Cup 23mm - 15/16" |
| | 6UT2SSGL20-24 Super Series Gas Lens Collet Body 2.4mm - 2/32" | 14 | 6UT2SSQZ18 Super Series Quartz Cup 28mm - 1-1/10" |
| | 6UT2SSGL20-32 Super Series Gas Lens Collet Body 3.2mm - 1/8" | | |
| 5 | 6UT2SSGL23-16 Super Series Gas Lens Collet Body 1.6mm - 1/16" | | |
| | 6UT2SSGL23-20 Super Series Gas Lens Collet Body 2.0mm - 5/64" | | |
| | 6UT2SSGL23-24 Super Series Gas Lens Collet Body 2.4mm - 2/32" | | |
| | 6UT2SSGL23-32 Super Series Gas Lens Collet Body 3.2mm - 1/8" | | |
| 6 | 6UT2SSGL28-16 Super Series Gas Lens Collet Body 1.6mm - 1/16" | | |
| | 6UT2SSGL28-20 Super Series Gas Lens Collet Body 2.0mm - 5/64" | | |
| | 6UT2SSGL28-24 Super Series Gas Lens Collet Body 2.4mm - 2/32" | | |
| | 6UT2SSGL28-32 Super Series Gas Lens Collet Body 3.2mm - 1/8" | | |
| 7 | 6UT2SSGL38-16 Super Series Gas Lens Collet Body 1.6mm - 1/16" | | |
| | 6UT2SSGL38-20 Super Series Gas Lens Collet Body 2.0mm - 5/64" | | |
| | 6UT2SSGL38-24 Super Series Gas Lens Collet Body 2.4mm - 2/32" | | |
| | 6UT2SSGL38-32 Super Series Gas Lens Collet Body 3.2mm - 1/8" | | |

ARC T SUPER SERIES SYSTEM

Piezas Recambio



Super Series Ceramic Cups



| Part No. | Description | Diametro A | | T2 / T2FX | T3 / T3FX | T3W / T3WFX | T5W / T5WFX |
|------------|------------------------------|------------|---------|-----------|-----------|-------------|-------------|
| | | mm | in | | | | |
| 6UT2SSCC12 | Tobera ceramica Super series | 20mm | 3/4" | ● | ● | ● | ● |
| 6UT2SSCC14 | Tobera ceramica Super series | 23mm | 15/16" | ● | ● | ● | ● |
| 6UT2SSCC18 | Tobera ceramica Super series | 28mm | 1-1/10" | ● | ● | ● | ● |
| 6UT2SSCC24 | Tobera ceramica Super series | 38mm | 1-9/16" | ● | ● | ● | ● |




| | | | | | | | |
|------------|--------------------------|------|---------|---|---|---|---|
| 6UT3SSCC14 | Super Series Ceramic Cup | 23mm | 15/16" | ● | ● | ● | ● |
| 6UT3SSCC18 | Super Series Ceramic Cup | 28mm | 1-1/10" | ● | ● | ● | ● |
| 6UT3SSCC24 | Super Series Ceramic Cup | 38mm | 1-9/16" | ● | ● | ● | ● |


Super Series Quartz Cups



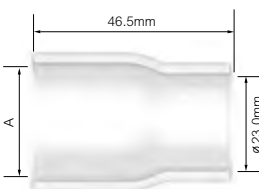
| Part No. | Description | Diametro A | | T2 / T2FX | T3 / T3FX | T3W / T3WFX | T5W / T5WFX |
|------------|----------------------------|------------|------|-----------|-----------|-------------|-------------|
| | | mm | in | | | | |
| 6UT2SSQZ12 | Tobera Cuarzo Super series | 20mm | 3/4" | ● | ● | ● | ● |



| | | | | | | | |
|------------|----------------------------|------|---------|---|---|---|---|
| 6UT2SSQZ14 | Tobera Cuarzo Super series | 23mm | 15/16" | ● | ● | ● | ● |
| 6UT2SSQZ18 | Tobera Cuarzo Super series | 28mm | 1-1/10" | ● | ● | ● | ● |



| | | | | | | | |
|------------|-------------------------|------|--------|---|---|---|---|
| 6UT3SSQZ14 | Super Series Quartz Cup | 23mm | 15/16" | ● | ● | ● | ● |
|------------|-------------------------|------|--------|---|---|---|---|



| | | | | | | | |
|------------|-------------------------|------|---------|---|---|---|---|
| 6UT3SSQZ18 | Super Series Quartz Cup | 28mm | 1-1/10" | ● | ● | ● | ● |
|------------|-------------------------|------|---------|---|---|---|---|





● Standard wear part range

ARC T SUPER SERIES SYSTEM

Piezas Recambio



Super Series Gas Lens Collet Bodies



| Part No. | Description | Diametro A | | T2 / T2FX | T3 / T3FX | T3W / T3WFX | T5W / T5WFX |
|---------------|---------------------------|------------|-------|-----------|-----------|-------------|-------------|
| 6UT2SSGL20-16 | Gas Lens Super series D20 | 1.6mm | 1/16" | ● | ● | ● | ● |
| 6UT2SSGL20-20 | Gas Lens Super series D20 | 2.0mm | 5/64" | ● | ● | ● | ● |
| 6UT2SSGL20-24 | Gas Lens Super series D20 | 2.4mm | 3/32" | ● | ● | ● | ● |
| 6UT2SSGL20-32 | Gas Lens Super series D20 | 3.2mm | 1/8" | ● | ● | ● | ● |

| | | | | | | | |
|----------------------|---------------------------|-------|-------|---|---|---|---|
| 6UT2SSGL23-16 | Gas Lens Super series D23 | 1.6mm | 1/16" | ● | ● | ● | ● |
| 6UT2SSGL23-20 | Gas Lens Super series D23 | 2.0mm | 5/64" | ● | ● | ● | ● |
| 6UT2SSGL23-24 | Gas Lens Super series D23 | 2.4mm | 3/32" | ● | ● | ● | ● |
| 6UT2SSGL23-32 | Gas Lens Super series D23 | 3.2mm | 1/8" | ● | ● | ● | ● |

| | | | | | | | |
|----------------------|---------------------------|-------|-------|---|---|---|---|
| 6UT2SSGL28-16 | Gas Lens Super series D28 | 1.6mm | 1/16" | ● | ● | ● | ● |
| 6UT2SSGL28-20 | Gas Lens Super series D28 | 2.0mm | 5/64" | ● | ● | ● | ● |
| 6UT2SSGL28-24 | Gas Lens Super series D28 | 2.4mm | 3/32" | ● | ● | ● | ● |
| 6UT2SSGL28-32 | Gas Lens Super series D28 | 3.2mm | 1/8" | ● | ● | ● | ● |

| | | | | | | | |
|---------------|---|-------|-------|---|---|---|---|
| 6UT2SSGL38-16 | Super Series Gas Lens Collet Body - D38 | 1.6mm | 1/16" | ● | ● | ● | ● |
| 6UT2SSGL38-20 | Super Series Gas Lens Collet Body - D38 | 2.0mm | 5/64" | ● | ● | ● | ● |
| 6UT2SSGL38-24 | Super Series Gas Lens Collet Body - D38 | 2.4mm | 3/32" | ● | ● | ● | ● |
| 6UT2SSGL38-32 | Super Series Gas Lens Collet Body - D38 | 3.2mm | 1/8" | ● | ● | ● | ● |

| | | | | | | | |
|---------------|---|-------|-------|---|---|---|---|
| 6UT3SSGL23-16 | Super Series Gas Lens Collet Body - D23 | 1.6mm | 1/16" | ● | ● | ● | ● |
| 6UT3SSGL23-20 | Super Series Gas Lens Collet Body - D23 | 2.0mm | 5/64" | ● | ● | ● | ● |
| 6UT3SSGL23-24 | Super Series Gas Lens Collet Body - D23 | 2.4mm | 3/32" | ● | ● | ● | ● |
| 6UT3SSGL23-32 | Super Series Gas Lens Collet Body - D23 | 3.2mm | 1/8" | ● | ● | ● | ● |

| | | | | | | | |
|---------------|---|-------|-------|---|---|---|---|
| 6UT3SSGL28-16 | Super Series Gas Lens Collet Body - D28 | 1.6mm | 1/16" | ● | ● | ● | ● |
| 6UT3SSGL28-20 | Super Series Gas Lens Collet Body - D28 | 2.0mm | 5/64" | ● | ● | ● | ● |
| 6UT3SSGL28-24 | Super Series Gas Lens Collet Body - D28 | 2.4mm | 3/32" | ● | ● | ● | ● |
| 6UT3SSGL28-32 | Super Series Gas Lens Collet Body - D28 | 3.2mm | 1/8" | ● | ● | ● | ● |

| | | | | | | | |
|---------------|---|-------|-------|---|---|---|---|
| 6UT3SSGL38-16 | Super Series Gas Lens Collet Body - D38 | 1.6mm | 1/16" | ● | ● | ● | ● |
| 6UT3SSGL38-20 | Super Series Gas Lens Collet Body - D38 | 2.0mm | 5/64" | ● | ● | ● | ● |
| 6UT3SSGL38-24 | Super Series Gas Lens Collet Body - D38 | 2.4mm | 3/32" | ● | ● | ● | ● |
| 6UT3SSGL38-32 | Super Series Gas Lens Collet Body - D38 | 3.2mm | 1/8" | ● | ● | ● | ● |

● Standard wear part range

ARC T SUPER SERIES SYSTEM

Piezas Recambio



Super Series Gas Lens Body Filter Kit

| Part No. | Description | Diametro | | T2 / T2FX | T3 / T3FX | T3W / T3WFX | T5W / T5WFX |
|----------------------|---------------------------------------|----------|-------|-----------|-----------|-------------|-------------|
| | | mm | in | | | | |
| 6USSGL14.5-16FS-3KIT | Super Series Gas Lens Body Filter Kit | 1.6mm | 1/16" | ● | ● | ● | ● |
| 6USSGL14.5-20FS-3KIT | Super Series Gas Lens Body Filter Kit | 2.0mm | 5/64" | ● | ● | ● | ● |
| 6USSGL14.5-24FS-3KIT | Super Series Gas Lens Body Filter Kit | 2.4mm | 3/32" | ● | ● | ● | ● |
| 6USSGL14.5-32FS-3KIT | Super Series Gas Lens Body Filter Kit | 3.2mm | 1/8" | ● | ● | ● | ● |
| 6USSGL20-16FS-3KIT | Super Series Gas Lens Body Filter Kit | 1.6mm | 1/16" | ● | ● | ● | ● |
| 6USSGL20-20FS-3KIT | Super Series Gas Lens Body Filter Kit | 2.0mm | 5/64" | ● | ● | ● | ● |
| 6USSGL20-24FS-3KIT | Super Series Gas Lens Body Filter Kit | 2.4mm | 3/32" | ● | ● | ● | ● |
| 6USSGL20-32FS-3KIT | Super Series Gas Lens Body Filter Kit | 3.2mm | 1/8" | ● | ● | ● | ● |
| 6USSGL23-16FS-3KIT | Super Series Gas Lens Body Filter Kit | 1.6mm | 1/16" | ● | ● | ● | ● |
| 6USSGL23-20FS-3KIT | Super Series Gas Lens Body Filter Kit | 2.0mm | 5/64" | ● | ● | ● | ● |
| 6USSGL23-24FS-3KIT | Super Series Gas Lens Body Filter Kit | 2.4mm | 3/32" | ● | ● | ● | ● |
| 6USSGL23-32FS-3KIT | Super Series Gas Lens Body Filter Kit | 3.2mm | 1/8" | ● | ● | ● | ● |
| 6USSGL28-16FS-3KIT | Super Series Gas Lens Body Filter Kit | 1.6mm | 1/16" | ● | ● | ● | ● |
| 6USSGL28-20FS-3KIT | Super Series Gas Lens Body Filter Kit | 2.0mm | 5/64" | ● | ● | ● | ● |
| 6USSGL28-24FS-3KIT | Super Series Gas Lens Body Filter Kit | 2.4mm | 3/32" | ● | ● | ● | ● |
| 6USSGL28-32FS-3KIT | Super Series Gas Lens Body Filter Kit | 3.2mm | 1/8" | ● | ● | ● | ● |
| 6USSGL38-16FS-3KIT | Super Series Gas Lens Body Filter Kit | 1.6mm | 1/16" | ● | ● | ● | ● |
| 6USSGL38-20FS-3KIT | Super Series Gas Lens Body Filter Kit | 2.0mm | 5/64" | ● | ● | ● | ● |
| 6USSGL38-24FS-3KIT | Super Series Gas Lens Body Filter Kit | 2.4mm | 3/32" | ● | ● | ● | ● |
| 6USSGL38-32FS-3KIT | Super Series Gas Lens Body Filter Kit | 3.2mm | 1/8" | ● | ● | ● | ● |

RECOMMENDED TUNGSTEN PARAMETERS

| Tungsten | Nozzle | | | | | | | Diametro Tobera | A / AC | | | A / DC | |
|----------|--------|---|---|---|---|----|----|---------------------------|-----------|-----------|----------------------------------|-----------|----------------------------------|
| | 4 | 5 | 6 | 7 | 8 | 10 | 12 | | Pure | Ceriated | Lanthanated WLs10 WLs15 WLs20 | Ceriated | Lanthanated WLs10 WLs15 WLs20 |
| 1.0mm | ● | ● | ● | ● | ● | ● | ● | 6.4mm 8.0mm | 10A-60A | 15A-70A | 15A-100A | 70A-80A | 20A-100A |
| 1.6mm | ● | ● | ● | ● | ● | ● | ● | 6.4mm 8.0mm 9.8mm | 50A-100A | 60-90A | 70A-160A | 80A-140A | 80A-160A |
| 2.4mm | ● | ● | ● | ● | ● | ● | ● | 9.8mm 11.2mm 12.7mm | 100A-160A | 90A-130A | 110A-200A | 150A-210A | 120A-230A |
| 3.2mm | ● | ● | ● | ● | ● | ● | ● | 11.2mm 12.7mm | 130A-180A | 140-190A | 150A-205A | 220A-320A | 200A-305A |
| 4.0mm | ● | ● | ● | ● | ● | ● | ● | 12.7mm 16.0mm | 180A-260A | 190A-250A | 180A-260A | 320A-450A | 320A-450A |
| 4.8mm | ● | ● | ● | ● | ● | ● | ● | 16.0mm 19.0mm | 240A-350A | 330A-460A | 330A-460A | 500A-675A | 500A-675A |
| 6.4mm | ● | ● | ● | ● | ● | ● | ● | 19.0mm | 300A-450A | 430A-575A | 430A-575A | 650A-950A | 650A-950A |

ARC T HIGH PERFORMANCE SERIES

Make Work Life Easier

MPA002 / V.2021.04

